
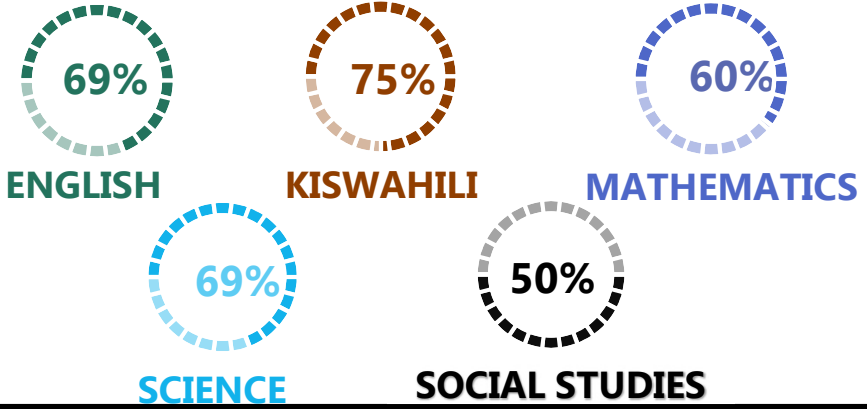






	DARE INTEGRATED																																																																																													
REGION: DAR ES SALAAM	SCHOOL AVERAGE: 161.9	BAND 4																																																																																												
DISTRICT: UBUNGO		CATEGORY BELOW 40																																																																																												
SUBJECT PERFORMANCE ANALYSIS																																																																																														
<table border="1" style="width:100%; border-collapse: collapse;"> <thead> <tr> <th>SUBJECT NAME</th> <th>AVG</th> <th>%</th> <th>RNK</th> </tr> </thead> <tbody> <tr><td>KISWAHILI</td><td>37.5</td><td>75%</td><td>1</td></tr> <tr><td>ENGLISH</td><td>34.7</td><td>69%</td><td>2</td></tr> <tr><td>SCIENCE</td><td>34.5</td><td>69%</td><td>3</td></tr> <tr><td>MATHEMATICS</td><td>30.2</td><td>60%</td><td>4</td></tr> <tr><td>SOCIAL STUDIES</td><td>25.0</td><td>50%</td><td>5</td></tr> </tbody> </table> <table border="1" style="width:100%; border-collapse: collapse;"> <thead> <tr> <th>BOYS/GIRLS PASS RATE</th> <th>STD</th> <th>AVG</th> <th>%</th> </tr> </thead> <tbody> <tr><td>BOYS</td><td>7</td><td>0.52</td><td>52%</td></tr> <tr><td>GIRLS</td><td>6</td><td>0.48</td><td>48%</td></tr> </tbody> </table>	SUBJECT NAME	AVG	%	RNK	KISWAHILI	37.5	75%	1	ENGLISH	34.7	69%	2	SCIENCE	34.5	69%	3	MATHEMATICS	30.2	60%	4	SOCIAL STUDIES	25.0	50%	5	BOYS/GIRLS PASS RATE	STD	AVG	%	BOYS	7	0.52	52%	GIRLS	6	0.48	48%																																																										
SUBJECT NAME	AVG	%	RNK																																																																																											
KISWAHILI	37.5	75%	1																																																																																											
ENGLISH	34.7	69%	2																																																																																											
SCIENCE	34.5	69%	3																																																																																											
MATHEMATICS	30.2	60%	4																																																																																											
SOCIAL STUDIES	25.0	50%	5																																																																																											
BOYS/GIRLS PASS RATE	STD	AVG	%																																																																																											
BOYS	7	0.52	52%																																																																																											
GIRLS	6	0.48	48%																																																																																											
<table border="1" style="width:100%; border-collapse: collapse;"> <thead> <tr> <th colspan="6">GRADE ANALYSIS SUMMARY</th> </tr> <tr> <th>SUBJECT NAME/GRADE</th> <th>A</th> <th>B</th> <th>C</th> <th>D</th> <th>E</th> </tr> </thead> <tbody> <tr><td>MATHEMATICS</td><td>2</td><td>3</td><td>6</td><td>2</td><td>0</td></tr> <tr><td>KISWAHILI</td><td>1</td><td>12</td><td>0</td><td>0</td><td>0</td></tr> <tr><td>ENGLISH</td><td>1</td><td>9</td><td>3</td><td>0</td><td>0</td></tr> <tr><td>SCIENCE</td><td>2</td><td>7</td><td>4</td><td>0</td><td>0</td></tr> <tr><td>SOCIAL STUDIES</td><td>0</td><td>1</td><td>11</td><td>1</td><td>0</td></tr> </tbody> </table> <table border="1" style="width:100%; border-collapse: collapse;"> <thead> <tr> <th>OVERALL GRADE ANALYSIS</th> <th>NO.</th> <th>SEATED</th> <th>%</th> </tr> </thead> <tbody> <tr><td>41- 45</td><td>1</td><td rowspan="3">13</td><td>8%</td></tr> <tr><td>30.5 - 40</td><td>7</td><td>54%</td></tr> <tr><td>20.5 - 30</td><td>5</td><td>38%</td></tr> <tr><td>10.5 - 20</td><td>0</td><td rowspan="2">0</td><td>0%</td></tr> <tr><td>0- 10</td><td>0</td><td>0%</td></tr> </tbody> </table>	GRADE ANALYSIS SUMMARY						SUBJECT NAME/GRADE	A	B	C	D	E	MATHEMATICS	2	3	6	2	0	KISWAHILI	1	12	0	0	0	ENGLISH	1	9	3	0	0	SCIENCE	2	7	4	0	0	SOCIAL STUDIES	0	1	11	1	0	OVERALL GRADE ANALYSIS	NO.	SEATED	%	41- 45	1	13	8%	30.5 - 40	7	54%	20.5 - 30	5	38%	10.5 - 20	0	0	0%	0- 10	0	0%	<table border="1" style="width:100%; border-collapse: collapse;"> <thead> <tr> <th colspan="2">BOYS VS GIRLS PASSRATE (%)</th> </tr> </thead> <tbody> <tr> <td style="text-align: center;"> 52%</td> <td style="text-align: center;"> 48%</td> </tr> <tr> <td style="text-align: center;">BOYS</td> <td style="text-align: center;">GIRLS</td> </tr> </tbody> </table> <table border="1" style="width:100%; border-collapse: collapse;"> <thead> <tr> <th colspan="3">OVERALL PERFORMANCE ANALYSIS</th> </tr> </thead> <tbody> <tr><td>REGISTERED</td><td>13</td><td>100%</td></tr> <tr><td>SEATED</td><td>13</td><td>100%</td></tr> <tr><td>ABSENTEES</td><td>0</td><td>0%</td></tr> <tr><td>PASSED</td><td>13</td><td>100%</td></tr> <tr><td>FAILED</td><td>0</td><td>0%</td></tr> <tr><td>SCHOOL POSITION</td><td colspan="2">61</td></tr> <tr><td>TOTAL SCHOOLS</td><td colspan="2">87</td></tr> </tbody> </table>	BOYS VS GIRLS PASSRATE (%)		 52%	 48%	BOYS	GIRLS	OVERALL PERFORMANCE ANALYSIS			REGISTERED	13	100%	SEATED	13	100%	ABSENTEES	0	0%	PASSED	13	100%	FAILED	0	0%	SCHOOL POSITION	61		TOTAL SCHOOLS	87	
GRADE ANALYSIS SUMMARY																																																																																														
SUBJECT NAME/GRADE	A	B	C	D	E																																																																																									
MATHEMATICS	2	3	6	2	0																																																																																									
KISWAHILI	1	12	0	0	0																																																																																									
ENGLISH	1	9	3	0	0																																																																																									
SCIENCE	2	7	4	0	0																																																																																									
SOCIAL STUDIES	0	1	11	1	0																																																																																									
OVERALL GRADE ANALYSIS	NO.	SEATED	%																																																																																											
41- 45	1	13	8%																																																																																											
30.5 - 40	7		54%																																																																																											
20.5 - 30	5		38%																																																																																											
10.5 - 20	0	0	0%																																																																																											
0- 10	0		0%																																																																																											
BOYS VS GIRLS PASSRATE (%)																																																																																														
 52%	 48%																																																																																													
BOYS	GIRLS																																																																																													
OVERALL PERFORMANCE ANALYSIS																																																																																														
REGISTERED	13	100%																																																																																												
SEATED	13	100%																																																																																												
ABSENTEES	0	0%																																																																																												
PASSED	13	100%																																																																																												
FAILED	0	0%																																																																																												
SCHOOL POSITION	61																																																																																													
TOTAL SCHOOLS	87																																																																																													

INDEX	NAME	SEX	MATHEMATICS		KISWAHILI		ENGLISH		SCIENCE		SOCIAL STUDIES		TOTAL	AVERAGE	OVR GRADE	SCH POSITION	OVERALL POSITION
1	JACOB EMMANUEL MAGENI	M	47	A	41	A	43	A	35	B	38	B	204	41	A	1	2037
2	WILSON DAVID KAVENUKE	M	48	A	36	B	40	B	45	A	22	C	191	38	B	2	2834
3	COMFORT OWEN TWAYA	F	40	B	40	B	36	B	40	B	28	C	184	37	B	3	3221
4	LIGHTNESS HASSAN KELAKELA	F	37	B	39	B	38	B	41	A	28	C	183	37	B	4	3271
5	PRAISE WILLHEM LYMO	F	29	C	40	B	39	B	39	B	24	C	171	34	B	5	3832
6	GEORGINA BILLY RWEGASIRA	F	30	C	37	B	38	B	32	B	26	C	163	33	B	6	4145
7	NANCY ELIABU ZEBEDAYO	F	23	C	40	B	39	B	36	B	24	C	162	32	B	7	4189
8	KARIM RAMADHANI ABDALLAH	M	31	B	35	B	32	B	36	B	24	C	158	32	B	8	4327.5
9	SAMIA KAZINGATI TUNGULI	F	24	C	35	B	35	B	29	C	25	C	148	30	C	9	4663
10	TELVIN GERALD KONDOWE	M	29	C	38	B	28	C	30	C	20	D	145	29	C	10	4746
11	ZAKAYO NEHEMIA MIGOHA	M	22	C	33	B	29	C	35	B	24	C	143	29	C	11	4803
12	PROMISE MAHAMUDU MSAGULA	M	19	D	39	B	31	B	27	C	21	C	137	27	C	12	4932.5
13	ANOLD NOVATI KWAYU	M	14	D	34	B	23	C	24	C	21	C	116	23	C	13	5237